

LT2 Leak Tester

Overview

The LT2 bottle leak detector is specifically designed for indexed-conveyor deflash trimmers. It has become a de-facto industry standard, fitted to new machines by the manufacturer. It is now also available as a retrofit package for machines in the field, allowing consistent, high performance leak testing where existing solutions are aging, unreliable or inaccurate. Customers have experienced dramatic production efficiency improvements after upgrading, due to the elimination of incorrect bottle rejection and machine downtime.



Benefits

IMPROVED PRODUCTION EFFICIENCY

- Eliminates incorrect bottle rejection without compromising test accuracy.

RELIABILITY

- Interference Immunity
- 50 million cycle rated valves
- Self-Diagnostics, self-setting capability

ACCURACY

- High resolution A/D converter
- High flow rate pneumatics to quickly achieve bottle pressurization
- Optimized for short cycle time leak tests
- Self tuning algorithms to continuously optimize pressurization and threshold settings.
- Adjustable Test Pressure

SAFETY

- No behind-panel access required for machine setting
- 24V DC versions available

IMPROVED OPERATION INTERFACE

- Full alphanumeric display of Settings and Results

- Multinational Language Displays available
- Bargraph display of pressure, LED indication of test results for each channel
- Push Button, Front Panel Settings (changes can be locked out with optional key switch)
- Correct Number Failed count for all trimmer configurations
- Panel Mounted Pneumatic Controls
- Alarm Output Option

SIMPLE INSTALLATION & MAINTENANCE


- Simplified machine connection
- Simplified Internal Wiring (all electrical functions integrated into single PCB)
- Low operating power reduces load on system supply
- 110VAC or 24VDC models
- Valves can be changed without removing hoses – all access from front of control enclosure.
- Manual override buttons on all valves.
- Uniform design for 1, 2, 3 and 4 channel versions
- LED state indication on valves



Valves rated at over 50 million cycles – An LT2 installation typically has to do 10 million cycles per year!

ADVANCED SYSTEM ARCHITECTURE

- Spare I/O for extra functions (Handle Flash Detection, Jam Detection, Vision Systems, Alarms) brought out to Standard connection
- Serial interface available for Data Logging or PLC connection
- Easy upgrade of system to include extra facilities even after installation
- Cost Effective



Lockable Steel Control Cabinet. Internal door independently locked.

LT2 Specification


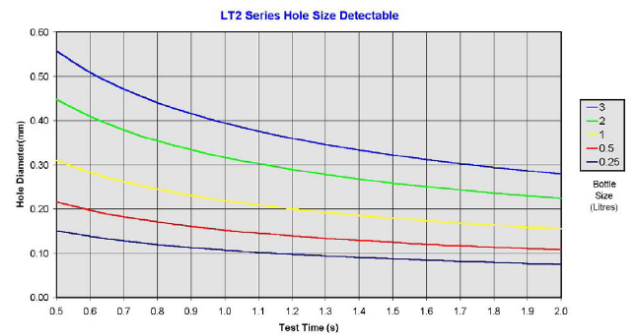
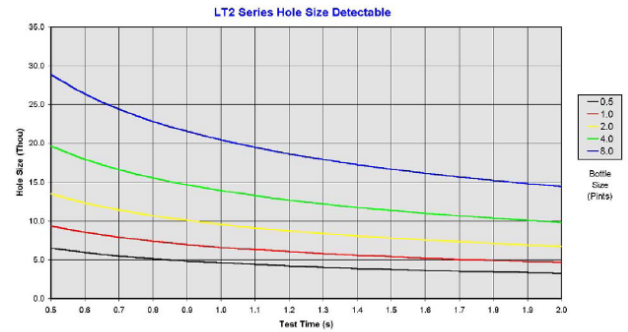
| | |
|--|---|
| Hole Size Detected / Bottle Throughput | 0.1mm (for 500ml bottle and a 2 second test time) See performance graphs for details. |
| Number of Test Channels | 1, 2, 3 or 4 (specify when ordering) |
| Cycle Time | 0.5 - 20 seconds, adjustable |
| Minimum Bottle Volume | 250 ml (1/2 pint) |
| Maximum Bottle Volume | 25 liters (5 gallons) |
| Test Pressure | Adjustable, 5 – 50 mB |
| Electrical Power Supply | 100-125 VAC @ 30VA single phase or 23-26VDC @ 750mA (specify when ordering) |
| Electrical Power Consumption | 30 VA maximum |
| Air Supply | 4-10 bar (60-150 psi) |
| Air Consumption | 1 liter per min. typical |
| Leak Test Method | Ratiometric Pressure Decay, Auto-zero, Auto-scale, Auto-tuning |
| Transducer | Semiconductor strain gauge diaphragm, 0.00-65.00 mB, 0.02% resolution, x20 Over-pressure protection |

To use the graphs, first choose the graph with the nearest bottle size (shown at bottom). Find a colored line where the required hole size and throughput intersect. Read off the number of heads required from the key on the right of the graph. Contact the office if in doubt.

For further details contact us or visit our web site.

Performance Graphs

These graphs show the hole size detectable for various bottle sizes and test times.



Simple Maintenance- Friendly Layout – All Electrical Functions on Single PCB



NECCo has the ability to provide engineering, equipment, installation, service and spare parts for all of your packaging needs. Please feel free to contact us about any of the following:

Baggers (Automatic)
 Baggers (Semi-Automatic)
 Debaggers
 Annealing Ovens
 Scrap and Resin Systems

Cable Conveyor
 Mattop Accumulation Conveyor
 Tabletop Conveyor
 Inclines and Declines
 Ideas In Motion Support