

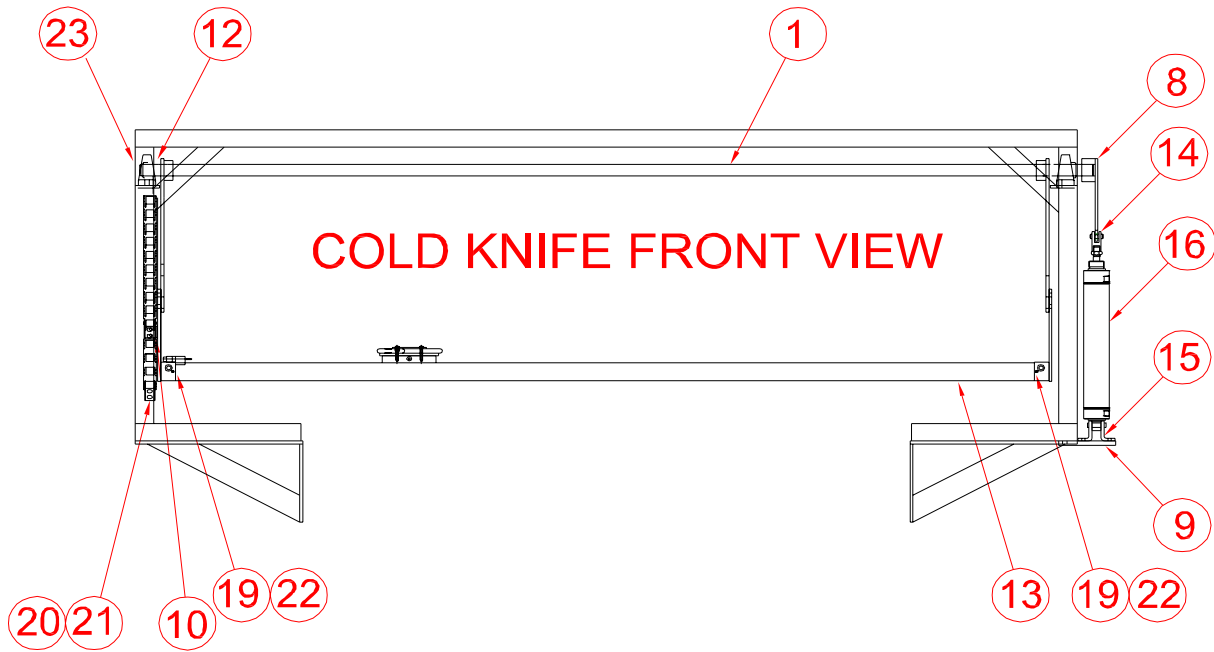


Northern Equipment & Conveyor Co.

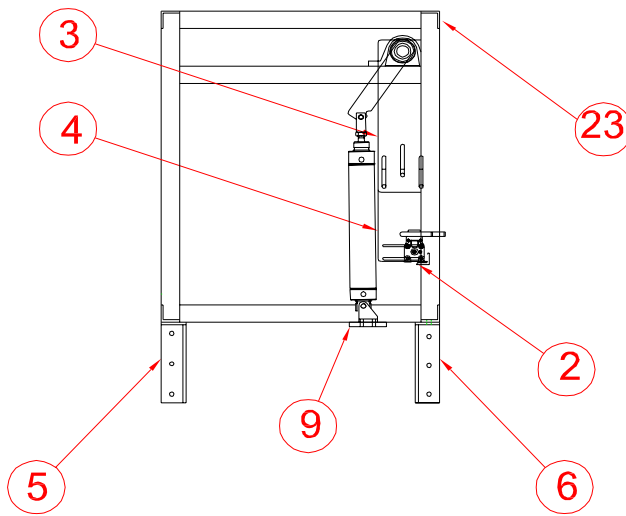
## COLD KNIFE CUT OFF PARTS LIST

<b>PART #</b>	<b>DESCRIPTION</b>	<b>QTY</b>	<b>ITEM</b>
F901-018	Shaft - Actuator	Ea.	1
F901-019	Guide Rail	Ea.	2
F901-006	Actuator Arm	Ea.	3
F901-007	Adjustment Plate	Ea.	4
F901-008	Bracket Mount - Left Hand	Ea.	5
F901-009	Bracket Mount - Right Hand	Ea.	6
F901-010	Clamp Plate - Knife	Ea.	7
F901-011	Pivot Arm	Ea.	8
F901-012	Mount Plate - Cylinder	Ea.	9
F901-014	Mount Bracket - E-Chain	Ea.	10
F901-016	Bumper Plate - Adjustable Stop	Ea.	11
M100-068	Bearing - 1" Bore Pillow Block	Ea.	12
M500-106	Rodless Cylinder	Ea.	13
M102-328	Rodless Cylinder	Ea.	13
M100-232	Rod Clevis	Ea.	14
M100-323	Pivot Bracket Set	Ea.	15
M102-266	Cylinder	Ea.	16
M102-264	Knife	Ea.	17
M102-265	Blade	Ea.	18
M101-106	Flow Control	Ea.	19
M101-041	E-Chain	Ea.	20
M101-040	Clip Set - E-Chain (1 Male, 1 Female)	Ea.	21
M100-590	90° Elbow Fitting	Ea.	22
M102-017	Black Rivot	Ea.	23
M100-271	Valve - MK-8 Single	Ea.	Panel
M103-083	Reed Switch	Ea.	NA

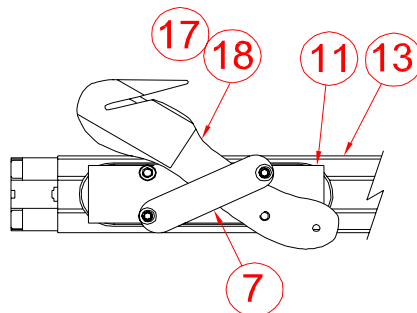
# COLD KNIFE CUT OFF PARTS LIST



## COLD KNIFE FRONT VIEW



## COLD KNIFE SIDE VIEW



## COLD KNIFE MOUNTING DETAIL



## MATTOP PARTS LIST

<b>PART #</b>	<b>DESCRIPTION</b>	<b>QTY</b>	<b>ITEM</b>
M101-103	Motor 3/4 HP with C-Face Mount	1	2
M102-237	Reducer - 60:1 Ratio	1	3
M100-163	Bearing 2 Bolt Flange 1" Bore	4	4
M102-307	Sprocket Mattop 24 Tooth	16	5
M100-736	Sprocket Drive 11 Tooth	1	6
M100-101	Sprocket Driven 16 Tooth	1	7
R110-050	Can Rail	NA	8
M100-198	Chain Guard Set	1	9
M500-225	Bag Discharge Rails and Rollers	2	10
M100-122	Mattop Chain 48" Wide	18'	16
22186-11	Motor Mounting Plate	1	20
R500-025	UHMW Clip On	32'	24

